

Blue Moon™





Blue Moon

The Fantastic Game World by Reiner Knizia, for 2 Players aged 12+

The Legend

The catastrophic Night of Doom plunged the vibrant Blue Moon City and its many peoples into the Dark Age. The Golden Dragon had fallen and Blue Moon, the creator of all things, is gone. The old King is dead; Blue Moon City has been destroyed; and the Holy Crystal of Psi is shattered into a myriad of small crystals. The three elemental dragons, the only divine creatures remaining in the world, now guard the broken crystals in wait for a new ruler to come.

The two royal heirs, Prince Roland and Princess Elinor, each blame the other for killing the Golden Dragon and bringing disaster to the world. Both claim their right to the throne, and the once united peoples do not know whom to follow. The crown will be decided in battle.

You are taking the side of one of the royal heirs, rallying the peoples and their leaders around you to pursue the claim to the throne. If you are victorious, the three elemental dragons will reward you with crystals. When you can make the Holy Crystal whole again, you will be crowned and become the new ruler. Then the peoples will be united, Blue Moon City will be rebuilt and ~ hopefully ~ Blue Moon will return to the world.

The Game

The base game box contains two Blue Moon people sets, the Vulca and the Hoax.

Each player selects one of the sets. The sets are played against each other with both players attempting to win the dragons over to their side. The victor scores a number of victory points (crystals), which are recorded on a piece of paper when playing more than one game.

Note: These rules apply to this base game as well as to the additional people sets. When you play Blue Moon for the first time, only read the first 10 pages of these rules, and possibly the examples thereafter. The two overview cards depict the icons that appear on some cards and more details about them can be found starting on page 14. If you have more detailed questions, consult the special rules starting on page 17.

The Most Important Sections

<i>Game Preparation</i>	<i>Page 3</i>
<i>Overview</i>	<i>Page 4</i>
<i>Turn Phases</i>	<i>Page 6</i>
<i>Winning a Fight</i>	<i>Page 9</i>
<i>Declining to Start a Fight</i>	<i>Page 9</i>
<i>Game End</i>	<i>Page 10</i>

<i>Two Detailed Examples</i>	<i>Page 11</i>
<i>Shields and Icons</i>	<i>Page 14</i>
<i>Special Rules</i>	<i>Page 17</i>
<i>Advanced Rules: Deck Building</i>	<i>Page 19</i>



Game Components


2 people sets (the Vulca and the Hoax) each with 30 cards and one leader, 3 dragons, 1 game board, 2 overview cards

Game Preparation

- ☉ Lay out the game board (see the diagram on the next page).
- ☉ Place the three dragons onto the (neutral) middle of the game board.
- ☉ When playing the base game, one player takes the people set of the Vulca, the other the people set of the Hoax.
- ☉ Each player displays the leader of his people face up next to the game board as indicated (see the diagram on the next page).
- ☉ Each player displays one of the overview cards next to him.
- ☉ The remaining 30 cards of each player form his deck. Each player shuffles his deck and places it as his face down draw deck next to the game board as indicated (see the diagram on the next page).
- ☉ The players randomly determine who becomes the starting player of the first fight.
- ☉ Then each player draws the top six cards from his draw deck into his hand.



The Playing Area



Overview

- ☉ The game consists of independent consecutive fights. The starting player begins the first fight. Each fight is contested in one of two elements, either fire or earth, as announced by the starting player of the fight.
- ☉ During each fight, players take alternate turns to play their cards building up power in their combat and support areas.
- ☉ Basically, each turn the players play a character card and possibly some additional cards to at least match the total power of their opponent, who must then in turn match his opponent's power, and so on. – If a player is unable to do this, he must retreat from the fight.
- ☉ A fight ends when one of the players retreats. The other player is the winner of the fight and attracts a number of dragons. Both players remove all their cards from their combat and support areas and place them onto their face up discard pile.

- ☉ The retreating player then starts the next fight.
- ☉ Usually, the game ends when one player runs out of cards and retreats from the last fight. Then the player with dragons on his side is the victor and scores some victory points (crystals).
- ☉ A player wins the game instantly if he has all three dragons on his side and then attracts further dragons.

The Cards

- ☉ Most of the cards originate from the eight peoples in the Blue Moon world. Each people is characterised by a different color bar containing the card name. The name of the people (together with an identification number) is printed in the lower left-hand corner of each card. Some cards (e.g. mutants) do not belong to any people.
- ☉ Each deck represents the forces of one of the peoples involved in the struggle for the throne. Most cards in the deck originate from that people. But each deck also contains cards from other peoples and one mutant. In the lower left-hand corner, all cards are marked with the first letter of the deck in which they appear, which allows you to reconstruct the original people sets.



- ☉ Each people set contains one leader and a deck of 30 cards consisting of four principal card types which are stated on the left side of the card: leadership cards, character cards, booster cards and support cards.
- ☉ Many cards have values in fire and earth.
- ☉ Some cards depict an icon. These are explained starting on page 14.

- ☉ Some cards contain special power texts (under the color name bar). When a card with a special power is played, the text is read out to the opponent: "I" referring to the player of the card and "you" to the opponent.
- ☉ Furthermore, many cards show one or more moons indicating their cost when you build your own decks in the advanced game.
- ☉ The text at the bottom of each card gives you some background information about the Blue Moon world.

Mutants: Mutants are special character cards that may only be played under certain conditions. They change the contested element of the fight, from fire to earth or from earth to fire.



Turn Phases

The players take alternate turns during a fight. Each turn consists of a number of steps executed in the following order:

- | | |
|-----------------------|---|
| ☉ Beginning of Turn | |
| ☉ LEADERSHIP | The player may play one leadership card.. |
| ☉ Retreat from Fight? | |
| ☉ CHARACTER | The player must play one character card. |
| ☉ BOOSTER | The player may play one booster card |
| or | or |
| SUPPORT | one support card |
| ☉ Announce Power | |
| ☉ Refresh Hand | |
| ☉ End of Turn | |

Beginning of Turn

Some cards, when already displayed, may allow you to act at the beginning of your turn.

- *Usually nothing happens during this phase.*





LEADERSHIP

You may play one leadership card.

Place the leadership card face up partially overlapping your leader card and read out the special power text. The effects of most leadership cards are implemented immediately, some remain active for your entire turn, but never beyond the current turn. Subsequent leadership cards are played on top of earlier ones. – *It is quite normal that no card is played during this phase.*

Retreat from Fight

When you cannot or do not want to continue the current fight you announce your retreat. This ends the fight and your turn concludes without any further obligations or activities. Your opponent wins the fight (as described on page 9 – Winning a Fight). – *If the current fight continues, nothing happens during this phase.*



CHARACTER

In order to continue the current fight, you must play a character card. – *Very often, playing a character card is your first activity during your turn.*

Play a character card from your hand face up into your combat area. All cards in the combat area from your previous turn are pushed together under your new character card and are no longer active.

Only the most recent character cards played into your combat area are **active** until they are covered by new character cards on your subsequent turn.

As a general rule, you may only play one character card on your turn, unless your cards specifically allow you to play more. If you do play more than one character card, stagger the cards partially on top of each other, so that all their values, icons and special power texts are visible.



BOOSTER or SUPPORT

You may play either one booster card or one support card.

You may play a booster card from your hand face up into your combat area on top of your character cards, partially overlapping the last character card so that all values, icons and special power texts are visible. If the cards allow you to play more than one booster card, stagger the booster cards partially on top of each other, so that all their values, icons and special power texts are visible. Only the most recent booster cards played into your combat area are **active** until they are covered by a new character card on your subsequent turn.

Alternatively, you may play a support card from your hand face up into your support area. All cards displayed in your support area are **active** and should remain visible during the entire fight.

As a general rule, you may only play either one booster card or one support card on your turn, unless your cards specifically allow you to play more than one. – ***The most common card play during a turn consists of one character card, possibly followed by one booster card or one support card.***

Exception: On the first turn of each fight, the starting player is restricted to playing neither a booster nor a support card, unless his cards specifically allow him to play additional booster cards or support cards. – ***The most common card play during a starting turn of a fight consists of one character card.***

Announce Power

- ☉ Each fight is contested in one of two elements, either fire or earth. The player who starts a fight chooses the element of the fight when announcing his power on his starting turn. This element then remains fixed for the entire fight (unless changed by a mutant).
- ☉ When you announce your power, always state your total power in the respective element that results from all your active cards, adding “in fire” or “in earth” as appropriate. Your opponent’s active cards can influence your total power.
- ☉ The total power you announce on your turn must at least equal that of your opponent at this time.
This is usually the power announced previously by your opponent, but may have been altered as a consequence of your card play.
- ☉ If you cannot at least match your opponent’s total power, you must retreat during the “Retreat from Fight” phase and may not play character, booster or support cards. ***Note: Leadership cards may be played before declaring a retreat.***
- ☉ **Zero Power:** An attack with “zero” power is possible, provided that your opponent’s total power is also “zero”.

Refresh Hand

Refresh your hand by drawing from your draw deck.

As a general rule, you refresh your hand to six cards. However, some cards influence the number of cards that you refresh. If you already have more cards in your hand, you keep the additional cards.

End of Turn

Some cards allow you to act at the end of your turn. – ***Usually nothing happens during this phase, and your turn ends by announcing your power and refreshing your hand.***



Winning a Fight



- ☉ If your opponent retreats, his turn ends immediately and you win the fight. As a consequence, you attract one dragon. If you have a total of six or more cards (not necessarily all active) in your combat and support areas you attract one additional dragon. The active cards can influence the number of dragons attracted.
 - ☉ For each dragon attracted, select one of the dragons from the game board and place it in front of you. However, if your opponent has dragons (from previous fights) in front of him, select the respective number of dragons from your opponent and place them on the game board instead. At one time, dragons may only be located in front of one of the two players.
- Example:** You attract two dragons. Your opponent has one dragon in front of him, the other two dragons are on the game board. Return your opponent's dragon to the game board (first dragon movement), then select one of the three dragons from the game board and place it in front of you (second dragon movement).
- ☉ Both players now remove all their cards from their combat and support areas and place them face up on their respective discard piles.
 - ☉ At the end of any fight, both players refresh their hands to six cards by drawing from their draw decks. If you already have six or more cards in your hand, you keep those cards rather than refreshing your hand.
 - ☉ Then the retreating player starts the next fight.

Declining to Start a Fight

The starting player of a fight cannot retreat on his starting turn. However, instead of starting a fight, a player may decide to discard one, two or three cards from his hand during the "Retreat from Fight" phase. Then the player refreshes his hand to six cards. The other player now becomes the starting player (and has the choice of starting the next fight or discarding). – **You are forced to discard if you have no character card to play. You may play a leadership card as usual before declining the fight.**

Discarding Cards

When discarding, the cards are placed face up onto the discard pile (so that the opponent can see each one of them before they are piled together).

Exception: When discarding leadership cards, these are always placed face up in one separate stack partially overlapping the leader card (on top of any previously played leadership cards).

Leadership cards are never placed on the discard pile!

Some special powers allow you to recover cards from your discard pile, however, leadership cards are gone forever.



Game End

- ☉ When a player has used up his draw deck he cannot draw any more cards. The fight nevertheless continues. When one player has played or discarded all his cards from his draw deck and from his hand then no new fights may be started. The game ends as soon as the current fight is over. The game also ends when a player declines to start a fight and discards his last one, two or three cards instead.
- ☉ At the end of the game, the player with dragons on his side is the victor and scores some victory points: one crystal for winning the game and one crystal for each dragon on his side. The loser does not score. When playing more than one game, the victory points (crystals) are recorded on a piece of paper (see "More Games" on page 14).
- ☉ If the game ends with all three dragons on the (neutral) game board, then the player who ran out of cards (first) loses, and his opponent scores one crystal.
- ☉ A player wins the game instantly if he has all three dragons on his side and then attracts further dragons. This player is the victor and scores four victory points: one crystal for winning the game and three crystals for the three dragons on his side.



Two Detailed Examples

The following examples, to be followed with your own card decks, illustrate the development of typical fights.

1. The **Vulca** player begins the first fight.



He plays the character card "Volca" into his combat area, and announces **5 Fire**.

He draws one card from his draw deck to refresh his hand to six cards. This ends the Vulca player's turn, and it becomes the turn of the Hoax player.

Hoax



Plays the character card "Vetraskedas the Sceptic" into his combat area, and "Trebuchet of Fear" into his support area. He announces **5 Fire**, then draws two cards from his draw deck.

Vulca



Plays the character card "Flamebreath the Dazzling" and the booster card "Fireblast" into his combat area. He announces **10 Fire** then draws two cards from his draw deck.

Hoax Retreats, ending his turn.

The **Vulca** player wins the fight, attracting one dragon. The Vulca player selects one dragon from the game board and places it in front of him. All cards are removed from the combat and support areas, and placed on the respective face up discard piles.



2. The **Hoax** player starts the next fight.



He plays his Leadership card "Muster Reinforcements – Now I may draw five cards" onto his Leader card and draws five cards from his draw deck. He then plays the character card "Penemikanas the Paranoid", announces **3 Earth**, but does not refresh his hand as he has more than 6 cards.

Vulca



Plays the character card "Aaralia-Aqua-Secunda" and the support card "Flickering Fires – You may not play leadership cards". He announces **5 Earth** and draws two cards from his draw deck.

Hoax



Plays the character card "Catusan" and the booster card "Battling Boomerang". He announces **7 Earth**, but does not refresh because he still has more than six cards in his hand.


Vulca



Plays the mutant "Zig-nur-Don – I may only play this mutant if I am attacked by at least 5 Earth. The contested element of the fight changes to Fire". He announces **5 Fire** (including "Flickering Fires") and draws one card. Because of the SHIELD icon, the opponent's total power does not have to be matched. The STOP icon disallows the Vulca player to play any more cards during his turn (see "Shields and Icons" starting on page 14).



Hoax



Retrieves the card "Battling Boomerang" (with the RETRIEVE icon) into his hand, then plays the character card "Hank Highflyer Hawk - Your character cards are ignored, except Flit character cards" and the support card "Tome of Wisdom". He announces **3 Fire**. This is sufficient, as the mutant "Zig-nur-Don" is ignored, reducing the opponent's total power to 1 Fire. Still holding six cards, the Hoax player does not refresh his hand.

Vulca



Plays the character card "Glimmer" (ignored) and the booster card "Elemental Spell - My total power increases to 6". He announces **6 Fire** and draws two cards.

Hoax



Plays the character card "Thirkomedas the Serene - You may not play leadership/booster/support cards" and once again the booster card "Battling Boomerang". He announces **7 Fire** (including "Tome of Wisdom") and refreshes his hand to 6 cards.

Vulca player retreats, ending his turn.

The **Hoax** player wins the fight, attracting two dragons, as he has 6 or more cards in his combat and support areas. He returns the Vulca player's dragon to the game board, then selects one of the three dragons from the game board and places it in front of himself. All cards are removed from the combat and support areas, and placed on the respective face up discard piles.



More Games

- ☉ If you are playing more than one game, you may decide to swap the people sets after each game. The loser of the previous game always starts the next. The player who first reaches a total of at least five crystals becomes the final victor.
- ☉ There are other Blue Moon people sets available. With more than two people sets at your disposal, you should mutually agree which set each player will use or you shuffle the corresponding leader cards and draw one each to randomly determine your set. In this way, the final victory can be achieved using a variety of different people sets.
- ☉ If both players possess their own people sets, the players may choose to each select one leader card of their sets and reveal them simultaneously before each game to determine which people they play.
- ☉ Each of the available people sets is preassembled and ready to play. The advanced rules at the end of this booklet explain how you can build your own decks to take full control of your destiny.



Shields and Icons

Note: Only shields and the icons STOP and RETRIEVE are relevant for the base game.

SHIELD



You do not have to match your opponent's total power when announcing your power. Cards depicting a shield behind their fire or earth value defend against your opponent's total power in this element, irrespective of the size of his power. The number in the shield contributes towards your own announced total power as usual. – ***Shields allow you to reduce the total power in the fight.***



STOP



Playing a card with a STOP icon prevents you from playing any further cards during your turn. – ***Your turn continues with the announcement of your total power that must at least match your opponent's power.***



RETRIEVE



If you have active cards depicting the RETRIEVE icon at the very beginning of your turn, you may return any of these cards into your undisclosed hand. – *You may keep these cards in your hand or replay them this turn.*

Exception: To prevent both players from continuously playing the same cards, the following exception applies. If your opponent's combat area contains active character cards depicting the RETRIEVE icon then you may not apply the RETRIEVE function depicted on your character cards.



The following icons do not appear in the base set. (The single PAIR icon in the Vulca set does not function). The following rules become relevant when other people sets are involved.

PROTECTED




Some cards in the AQUA people set depict the PROTECTED icon. When these cards are active in the combat or support areas, they are protected from any opposing effects. The cards cannot be ignored or discarded by the opponent, and their values cannot be reduced by the opponent. When protected cards are not active, all general rules apply.

FREE



Cards depicting the FREE icon do not count towards your limit of one character card and either one booster or one support card expressed in the rules. Free cards must be played during their appropriate phase. Free cards (character, booster, support cards) may also be played on the starting turn of a fight. However, you may not play free cards (e.g. support cards) if a card instruction specifically disallows the play of the respective card type (e.g. support cards). It is possible to play a free character card as the first or only character card on your turn.



PAIR




If you have two character cards in your hand with identical first words in their names and both depicting the PAIR icon, you may play the pair together instead of a single character card.

Stagger the two cards partially on top of each other, so that all their values, icons and special power texts are visible.



Similarly, you may play a pair of booster cards with identical first words and PAIR icons instead of a single booster card.




GANG



The Khind character cards are divided into four gangs indicated by different color GANG icons. All members of a gang have identical prefixes to their names. You may play any number of character cards from the same gang instead of a single character card at the beginning of your CHARACTER phase. And you may add more character cards to the gang in later turns.

If you already played one or more character cards of the same gang on your previous turns, and there are no other active cards in your combat area (character cards not belonging to the gang or booster cards), then at the beginning of the CHARACTER phase of your subsequent turn you can add one or more character cards of the same gang from your hand without pushing the other cards under it. Stagger the cards partially on top of each other, so that all their values, icons and special power texts are visible. To keep the gang active, you must add at least one more character card from the gang each turn.



Special Rules

- ☉ Instructions on the cards supersede these game rules. When a player brings a card with a special power into play, he reads out the text. – Remember: *The texts on the cards are worded in such a way that they apply to the situation when they are played, with the player speaking to his opponent: "I" referring to the player and "you" to his opponent.*
- ☉ Card instructions "ignoring" other cards take precedence over all cards – except cards with a PROTECTED icon (see "Shields and Icons" above). When a card is ignored, its values, icons and special power texts have no effect. Cards reading "you may not..." take precedence over all remaining instructions on other cards.

This section explains special situations. It is not necessary to read it before you start playing the game.

1. If an instruction disallows you to play cards of a certain type, you may not play a card of this type even if the special power text on such a card – once played – would counter the disallowing instruction.
2. If you apply the instruction on one of your cards to an active card and this active card is influenced or discarded by your opponent, then you may apply the instruction to a different active card. The original player of a card always determines how the card is applied.
3. If an instruction allows you to play any number of booster cards, you may also apply the general rule that allows you to play one support card during this phase. Similarly, if an instruction allows you to play any number of support cards, you may also play one booster card.
4. If the cards instruct you to act, you must do so. If you are unable to satisfy the instruction completely, you must act as far as is possible. Some cards give you the option to act, or otherwise retreat or move one dragon. In these cases you must either fully satisfy the instruction or not at all.
5. Also, if you are instructed to discard a number of fire or earth values, you may not discard additional cards that do not contribute to satisfying the instruction. If several cards instruct you to discard fire or earth values, you must satisfy each card independently.
6. If you are allowed to discard cards of a certain total strength in one element (e.g. 8 Fire) to attract one dragon, only the printed values count. Special powers that influence the values, do not apply.



7. If there is more than one instruction influencing the fire or earth values of other cards, first apply all increasing instructions in the order that maximizes the values, then apply the decreasing instructions in the order that minimizes the values.
8. Some cards instruct you to disclose your hand. In this case, place all cards from your hand face up in front of you. The cards remain there for your opponent to see, until they are used. Disclosed cards count as part of your hand. If your opponent is allowed to draw one card from your hand, he may select a disclosed one. Cards you receive after disclosing your hand are not disclosed and go into your hand
9. Players should ensure that the decks are thoroughly shuffled, particularly that leadership cards and cards with PAIR and GANG icons are carefully separated. When a player shuffles his deck or discard pile, the opponent can demand that he may either cut or also shuffle these cards – without examining them.
10. At all times during the game, your cards are either in your hand or on your side of the game board. The cards from the decks of the two players are never mixed. You may count the cards remaining in your draw deck and check all cards in your combat area. You may ask your opponent for the respective information, and also how many cards he holds in his hand. You may not check earlier played leadership cards below the top one, or the cards in your discard pile. Only the top card of these piles should be visible, and the cards below may not be counted.
11. If a player plays cards instead of retreating, but thereafter finds himself unable to at least match the opponent's total power, the following ruling applies. If no cards have been drawn or revealed, then the game may be backtracked to the situation before the play of the character card. Otherwise the player loses the entire game, the opponent winning the maximum score of four crystals.



Advanced Rules: Deck Building

Each of the available people sets is preassembled and ready to play. – **Remember:** All cards are marked in the lower left-hand corner with the first letter of the set in which they appear.

After you have gained playing experience with the preassembled decks, you may decide to build your own decks. Then you and your opponent should prepare one or more decks in line with the deck building rules that are summarized on the leader cards:

- ☉ Each deck (without the leader card) must contain exactly 30 cards.
- ☉ All cards in the deck must be different.
- ☉ The deck may contain any cards of its own people.
- ☉ The total number of moons on all cards that are not of its own people may not exceed 10.


Note: Future cards may change the deck building rules.

When you begin to play, both players select the leader of one of their prepared decks and reveal these simultaneously. If you play more than one game, start each new game in this way. Then the player who first reaches a total of at least five crystals is the final victor.

Important: Before each game, each player may request to count the number of cards in the opponent's deck to verify that it contains exactly 30 cards. The loser may check the victor's deck for compliance with the deck building rules as stated on the leader. If a violation is found, the victor does not score.

Optional Rule

Players may agree to the following rule. After the players have drawn their initial hand of six cards at the beginning of the game, each player may place any number of his cards face down on top of his draw deck. Then the draw decks are reshuffled once again and the players refresh their hands to six cards by drawing from their draw decks.



The Author: Reiner Knizia is one of the world's most famous and successful game designers. He has designed over 200 games, published in many languages and countries. Particularly his "Lord of the Rings" fantasy games are played all over the world.

Reiner Knizia expresses his special gratitude to David Farquhar and Kevin Jacklin for their substantial contributions to the development of the Blue Moon world, and David's lead role in play testing. Reiner Knizia thanks the numerous test players, in particular Jon Blackwell, Chris Dearlove, Matthew Dodkins, Ian Elves, Martin Higham, Richard Murphy and Les Murrell.

Illustrations:

Hoax, Mutants, Game Board: Franz Vohwinkel, **Vulca:** John Matson, **Mimix:** Todd Lockwood, **Initial Drawings Mimix:** Raimundo Pousada, **Flit:** Jim Nelson, **Khind:** Scott M. Fischer, **Terrah:** Daren Bader, **Pillar:** Michael L. Phillippi, **Aqua:** Lars Grant-West

Art Direction and Graphics: Imelda and Franz Vohwinkel

Dragon Design: Franz Vohwinkel

Box Design: Brian Schomburg

Blue Moon Logo: Graphik Studio Krüger, Claus Stephan

Editing: TM-Spiele

English/U.S. edition editorial: Christian T. Petersen, Robert Vaughn

Published in the English Language exclusively by:



FANTASY FLIGHT GAMES

1975 West County Rd B2

Roseville, MN, 55113

Phone: 651 639 1905

Fax: 651 639 1764

www.fantasyflightgames.com